

Unit One First Lesson – PowerPoint with Film Clips

“Social Chat is Teamwork”

Learning Objectives:

Understand why social chat is important.

- i. Social chat helps us build existing friendships
- ii. Social chat helps us get to know new people

Understand that social chat is teamwork, this means:

- iii. We need to show we are interested in the other person’s chat
- iv. We need to understand that people chat differently, and we should respect each other’s differences

Understand and practise ways of keeping social chat going by:


- v. Using *Interested Supporting Words* (e.g., ‘oh no!’, ‘cool!’, ‘me too!’)
- vi. Using *Connecting Statements*, i.e., adding information to build the chat

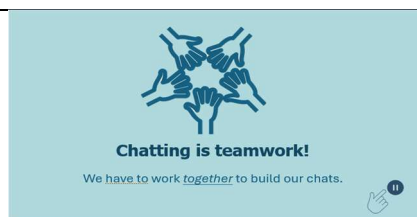
...

NB. During this unit, encourage children to use Connecting Statements and Interested Supporting Words in their response to what a chatting partner has just said.

It can also be good to ask a question which connects to what the partner just said, **but overuse of questions can turn the conversation into an interview – and some weaker children may use a series of unrelated questions.**

Specific Teaching Points on Slides

Slide	Teaching Point
	<p><i>Interested Supporting Words</i> are words or phrases which:</p> <ul style="list-style-type: none">• Encourage the chatting partner to keep talking.• Show the other person we are interested in what they say.



Slide 15

Highlight:

Because chatting is *Teamwork* we have to work together to build our chats.



Slide 25

Connecting Statements add information which links to what our partner has just said, like building towers with Lego.

Connecting Statements can build a conversation.



Slide 27

Explain that this symbol means that we have to really listen to our chatting partners.

We cannot say Connecting Statements or Interested Supporting Words if we have not heard and thought about what our partner says.

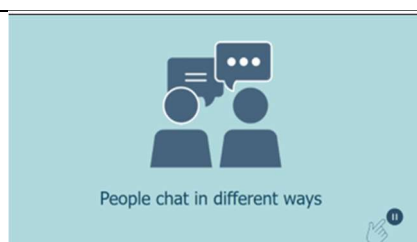


Slide 30

The answer is a *Connecting Statement*.

The boy *added* information that connected to what the other boy had just said.

Interested Supporting Words encourage other to keep talking but don't add any information.



Slide 31

People chat in different ways... and that is OK.

(They will have a chance to practise this in this week's structured activity).



Slide 37

Explain that we do not have to agree with our chatting partner to keep the chat going.

These two boys had different opinions about going away on holiday, but they still connected.