








Unit 2

TEACHER SPECIFIC FEEDBACK PHRASE EXAMPLES and NOTES ON CHILDREN

At this point in the programme, stick to positive 😊 feedback.
Where possible, make this feedback *specific* to the learning objectives thus far.
Below are examples if you are unsure how to phrase this. There is space on the form to record if you notice that particular children are struggling.

Learning Objective	Examples of feedback for Unit Two	Notes
Listening and responding 	 It was great how you showed you were really listening to your partner by connecting to what they just said, e.g. when they told you (<i>example</i>) you said (<i>example</i>).	
Fixing your chatting slip-ups 	 You did a great job of fixing your chat, because you explained why you changed the topic (<i>give example</i>).  You did a great job of using a 'Fix-it' comment when you forgot to listen closely (<i>give example</i>).	
Keeping the chat going by using Connecting Statements (and questions) 	 I liked that you used some Connecting Statements like (<i>example</i>).	